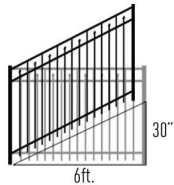
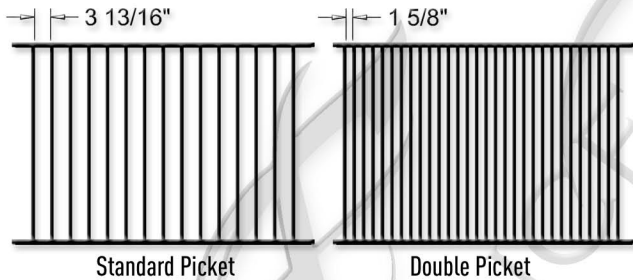
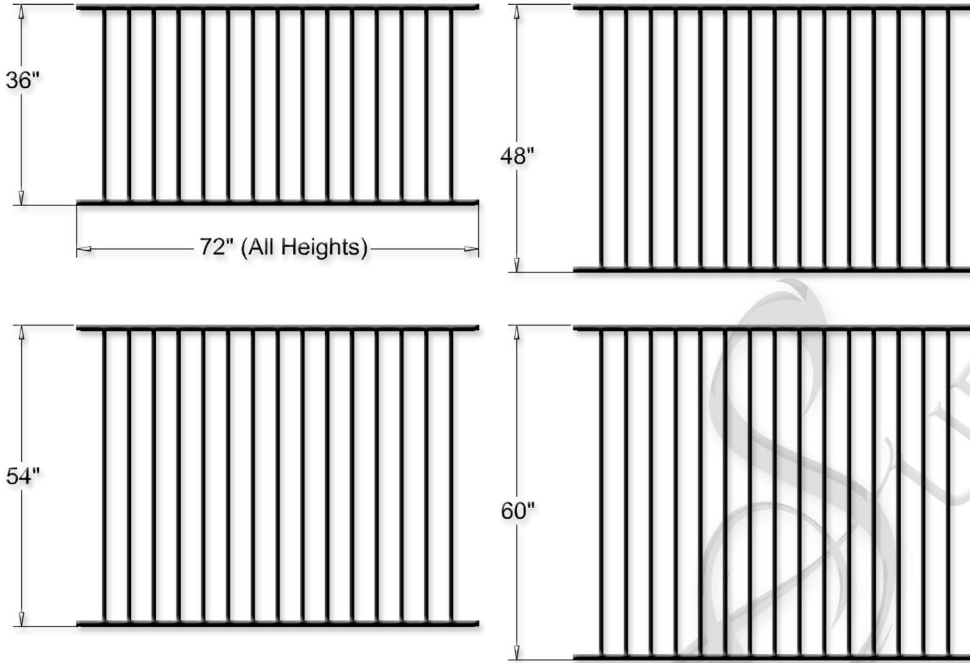


Style E Residential Aluminum Fencing - 2 Rail Smooth Top

Specifications

Material: 6063-T5 Aluminum • Pickets: 5/8" sq. x .050" Wall • Rails: 1" sq. x .055" Wall • PPG® TGIC Polyester Powder Coating
 Screws: Hardened 410 Stainless Steel With Cr6 Plating & Colored Heads • All Sections Are Offered Pre-Assembled Or Un-Assembled



Style E Aluminum Fence Sections Are Available In Standard Picket & Double Picket Designs.


Sections can rack 30° over the 6ft. span to accommodate hilly terrain.



Style E Pool Code Approved Heights

Standard Picket Design: 48", 54" & 60" • Double Picket Design: 48", 54" & 60"

Please Note That 36" Height & Any Puppy Picket Design Fence Sections Do Not Meet Pool Code



36" Height Aluminum Fence

48" Height Aluminum Fence

60" Height Aluminum Fence