
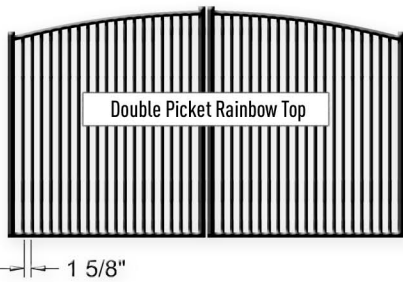
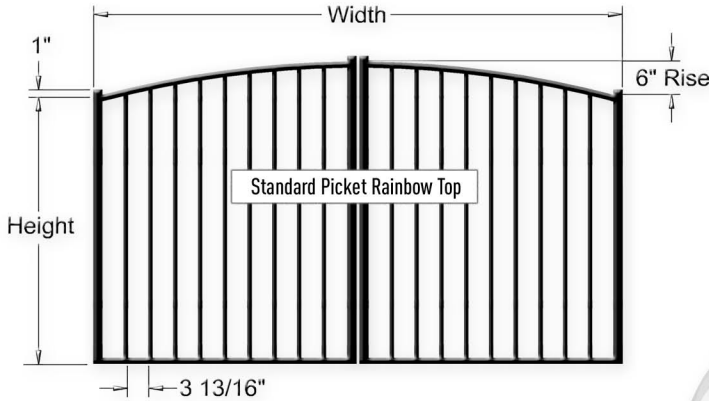


Style E Residential Aluminum Double Gates - 2 Rail Smooth Top

Specifications

Material: 6063-T6 Aluminum • Pickets: 5/8" sq. x .050" Wall • Rails: 1" sq. x .055" Wall • Gate Uprights: 1 1/2" sq. x .090" Wall
 PPG® TGIC Polyester Powder Coating • Welded Construction • All Gates Are Assembled and Ready For Installation



Available Heights: 36", 48", 54" & 60"
 Available Widths: 96" (8ft), 120" (10ft) & 144" (12ft)
 Available in Rainbow or Estate Top Designs
 Available in Standard Picket & Double Picket Configurations

All Gates Include (4) 5" Spring Loaded Gate Hinges, (1) Drop Rod & (1) Standard Gate Gravity Latch
 Color Matched To Gate
 (Additional Latch & Hinge Options Are Available)



Style E Pool Code Approved Heights

Standard Picket Design: 48", 54" & 60" • Double Picket Design: 48", 54" & 60"

Please Note That 36" Height & Any Puppy Picket Design Gates Do Not Meet Pool Code