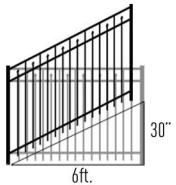
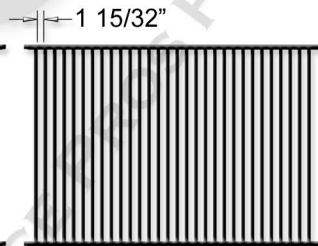
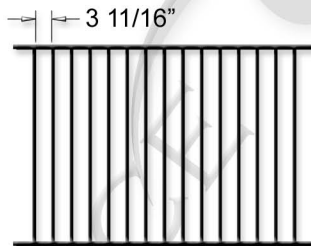



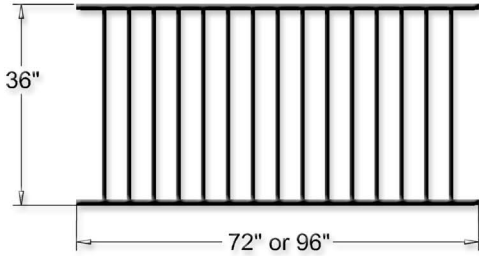


Style E Commercial Aluminum Fencing - 2 Rail Smooth Top

Specifications

Material: 6063-T5 Aluminum • Pickets: 3/4" sq. x .062" Wall • Rails: 1 1/4" sq. x .080" Wall • PPG® TGIC Polyester Powder Coating
 Screws: Hardened 410 Stainless Steel With Cr6 Plating & Colored Heads • All Sections Are Offered Pre-Assembled Or Un-Assembled



Style E Aluminum Fence Sections Are Available In Standard Picket & Double Picket Designs.

Sections can rack 30° over the 6ft. span to accommodate hilly terrain.

Style E Pool Code Approved Heights

Standard Picket Design: 48", 54" & 60" • Double Picket Design: 48", 54" & 60"

Please Note That 36" Height Fence Sections Do Not Meet Pool Code

