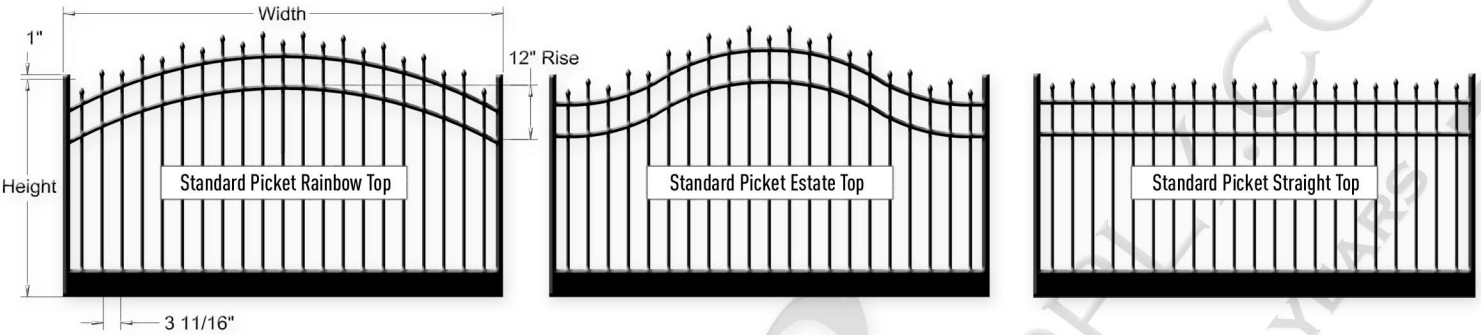


Style D Commercial Aluminum Single Gates - 3 & 4 Rail Alternating Picket Top


Specifications

Material: 6063-T6 Aluminum • Pickets: 3/4" sq. x .062" Wall • Top Rails: 1 1/4" sq. x .080" Wall • Bottom Rail: 2" x 6" x .125" Wall

Gate Uprights: 2" sq. x .090" Wall • PPG® TGIC Polyester Powder Coating • Welded Construction • All Gates Are Assembled and Ready For Installation



Recommended Posts and Hardware Available as Product Options



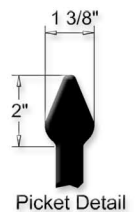
Note: All commercial grade single gates are fabricated using a 2" x 6" flush bottom rail.

Available Heights: 36", 48", 54", 60", 72" 3 Rail & 72" 4 Rail

Available Widths: 96" (8ft), 120" (10ft), 144" (12ft) & 168" (14ft)

Available in Rainbow, Estate & Straight Top Designs

Available in Standard Picket & Double Picket Configurations



Style D Pool Code Approved Heights

Standard Picket Design: 72" • Double Picket Design: 48", 54", 60" & 72"

Please Note That 36" Height Gates Do Not Meet Pool Code