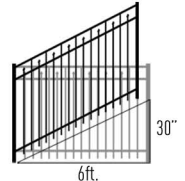
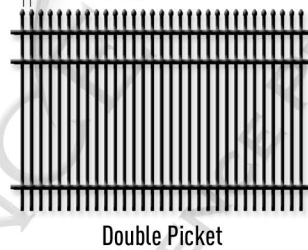
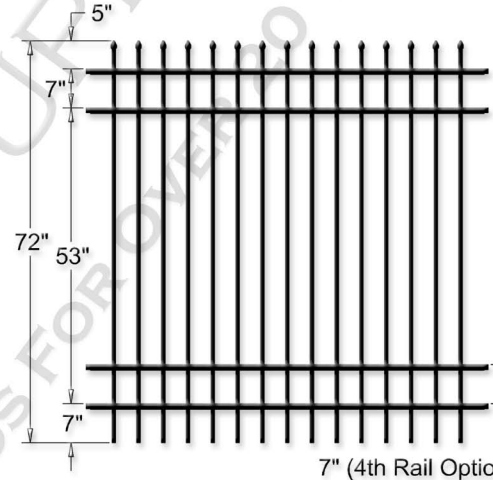
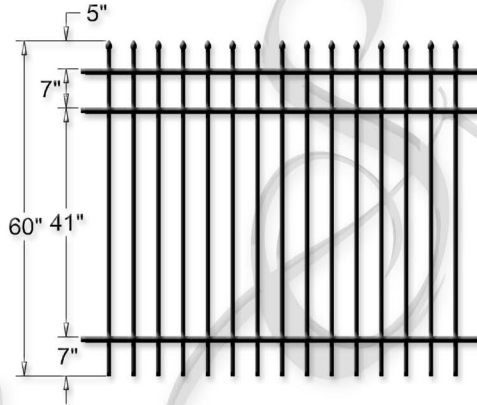
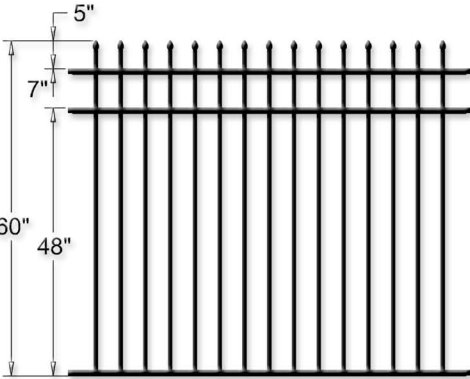
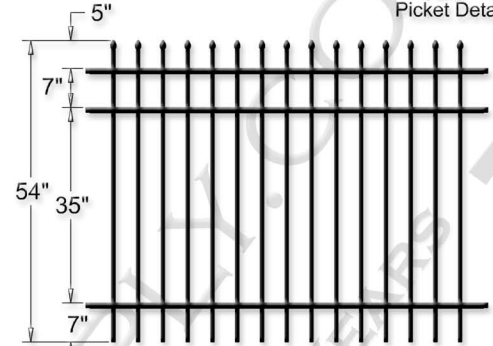
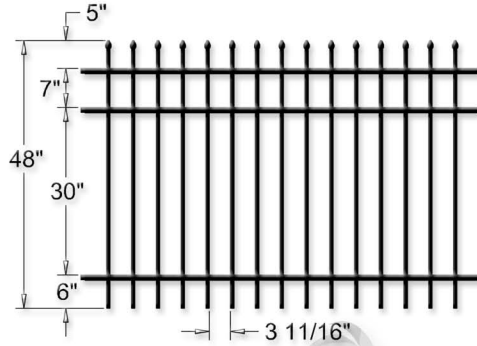
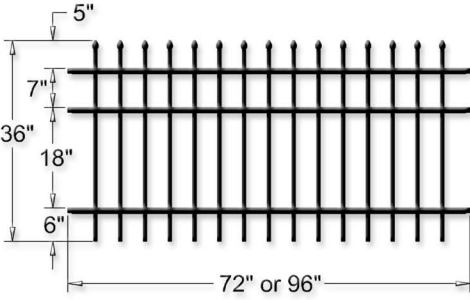
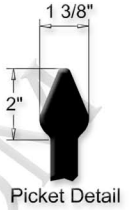


# Style A Commercial Aluminum Fencing - 3 & 4 Rail Picket Top

## Specifications

Material: 6063-T5 Aluminum • Pickets: 3/4" sq. x .062" Wall • Rails: 1 1/4" sq. x .080" Wall • PPG® TGIC Polyester Powder Coating  
 Screws: Hardened 410 Stainless Steel With Cr6 Plating & Colored Heads • All Sections Are Offered Pre-Assembled Or Un-Assembled



Style A Commercial Aluminum Fence Sections Are Available In Standard Picket & Double Picket Designs.

Sections can rack 30" over the 6ft. span to accommodate hilly terrain.

## Style A Pool Code Approved Heights

Standard Picket Design: 60" Flush Bottom & 72" • Double Picket Design: 48", 54", 60" & 72"

Please Note That 36" Height Fence Sections Do Not Meet Pool Code

