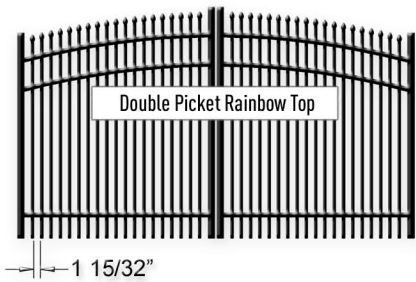
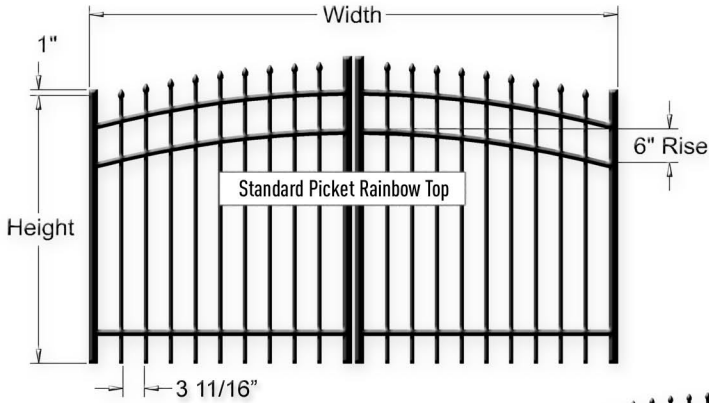
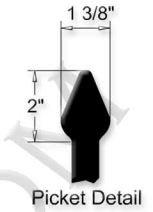


Style A Commercial Aluminum Double Gates - 3 & 4 Rail Picket Top

Specifications

Material: 6063-T6 Aluminum • Pickets: 3/4" sq. x .062" Wall • Rails: 1 1/4" sq. x .080" Wall • Gate Uprights: 2" sq. x .090" Wall
 PPG® TGIC Polyester Powder Coating • Welded Construction • All Gates Are Assembled and Ready For Installation



All Gates Include (4) 5" Spring Loaded Gate Hinges, (1) Drop Rod & (1) Standard Gate Gravity Latch
 Color Matched To Gate
 (Additional Latch & Hinge Options Are Available)



Available Heights: 36", 48", 54", 60" Flush Bottom, 60", 72" 3 Rail & 72" 4 Rail

Available Widths: 96" (8ft), 120" (10ft) & 144" (12ft)

Available in Rainbow or Estate Top Designs

Available in Standard Picket & Double Picket Configurations



Style A Pool Code Approved Heights

Standard Picket Design: 60" Flush Bottom & 72" • Double Picket Design: 48", 54", 60" & 72"

Please Note That 36" Height Gates Do Not Meet Pool Code